

Specifications

Introduction

REFLOMAX GLODIAN™ VC-E4(ECE-104) & VC-I9(AIS-090) is intended for safety marking tape for trucks and trailers with rigid surfaces. It provides excellent reflectivity which enhances night time safety and it is designed for easy application and durability. Glodian™ VC-E4 & VC-I9 is perfect solution for various types of trucks and trailers with both metalized and sealed(air-backed) material.

Adhesive

Clear, solvent-based, permanent adhesive

Table 1 Retroreflectivity

COLOR	Observation Angles	Entrance Angle2(β2)	R _A
White	0.2°	5°	450
		30°	200
		40°	95
		60°	16
Yellow	0.2°	5°	300
		30°	130
		40°	75
		60°	10
Red	0.2°	5°	120
		20°	60
		30°	30
		40°	10

Composition

REFLOMAX GLODIAN™ VC-E4(ECE-104) & VC-I9(AIS-090) rigid grade is composed of cube corners(retroreflective microprism) and are formed by hard polymer on flexible, UV-stabilized polymeric film which applies edge sealed technology.

- ECE-104(Europe) certified
- AIS-090 certified by ARAI

Service Colors

REFLOMAX GLODIAN™ VC-E4(ECE-104) & VC-I9(AIS-090) rigid grade is available in white, yellow and red color. The colors comply with the requirements of regulation ECE-104 / AIS-090 standard.

Table 2 Daytime Color Specification Limits

COLOR	Chromaticity Coordinates*								Y
	1		2		3		4		
	x	y	x	y	x	y	x	y	
White	0.300	0.270	0.385	0.355	0.345	0.395	0.260	0.310	>0.25
Yellow	0.545	0.454	0.487	0.423	0.427	0.483	0.465	0.534	>0.16
Red	0.690	0.310	0.595	0.315	0.569	0.350	0.655	0.350	>0.03

Table 3 Nighttime Color Specification Limits

COLOR	Chromaticity Coordinates*							
	1		2		3		4	
	x	y	x	y	x	y	x	y
White	0.373	0.402	0.417	0.359	0.450	0.513	0.548	0.414
Yellow	0.585	0.385	0.610	0.390	0.520	0.480	0.505	0.465
Red	0.720	0.258	0.735	0.265	0.665	0.335	0.643	0.335

Application Instruction

REFLOMAX GLODIAN™ VC-E4(ECE-104) & VC-I9(AIS-090) are applicable to trucks and trailers. In order to apply proper adhesion between tape and the cleaned substrate, it must be installed when temperature is between 15°C and 38°C(64°F~100°F).

Before installation, all surfaces must be considered contamination and must be cleaned prior to application. Wash the surface with detergent and water to remove dirt and road film. Use a clean cloth with isopropyl alcohol to wipe the surface in one direction to avoid spreading contamination. Freshly painted surfaces should be dried for at least 3 weeks and completely cured. The compatibility of the selected lacquer with the paint must be tested by the user before using the material. Self-adhesive reflective materials shall be used only for dry applications. If the tensile strength of the material is low, then the removal of the reflective film may be more difficult. After that, immediately dry surface with a clean absorbant paper towel for fine quality of adhesion.

Installation

- ① Clear surface properly
- ② Do not overlap marking.
- ③ Apply the material only on flat surface.
- ④ Ensure that the tape is applied without tension.
- ⑤ Installing underneath belts or buckles is not recommended.

Shelf Life

Store in a cool dry place, store at room temperature 18°~25°C (64°F~77°F) and 30%~50% R.H. and must be used within one (1) year after arrival date. Store rolls in their original cartons.

Size & Package

- **Product Size** 50mm(2") x 50M(54.7YD) per 1roll as standard.
- **Package** 430mm x 410mm x 260mm per 1carton (includes 16rolls)
- **Gross Weight** About 24kgs(54LBs) per 1carton.

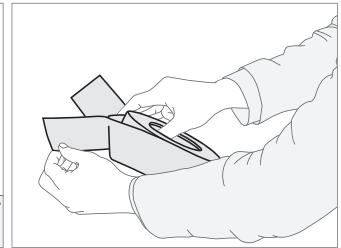

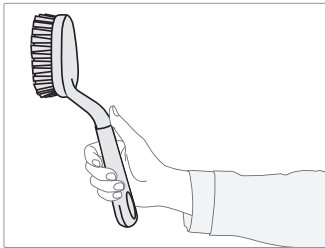
Maintenance

Regular cleaning is recommended for maximum performance. The following cleaning methods are recommended.

- 1) Wash with sponge, cloth or soft brush with water and detergent.
- 2) Automatic truck/trailer wash or standard high-pressure hand spray:
 - Maximum Pressure : 1,200psi
 - Maximum wash temperature : 60°C(140°F)
 - Water jets must be a minimum of 30.48cm(12") from the conspicuity tape
 - Spray water jets at no greater angle than 45°

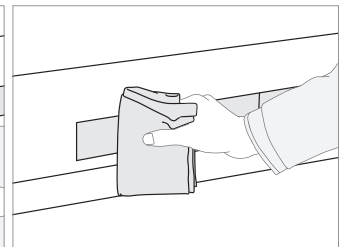
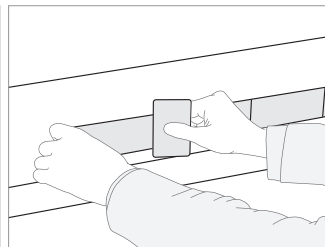

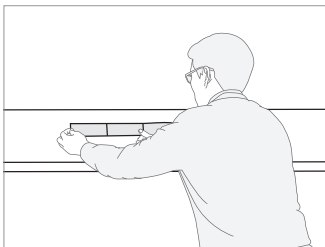
How to install

① Clean the area where the tape is to be attached



② Remove the release film and attach tape

③ Use a card or squeegee to attach the entire surface



④ Clean/wipe the surface



Important

GENERAL PERFORMANCE CONSIDERSTIONS

Durability can be reduced if recommended techniques are not followed:

- Failure to cut markings around rivets, seams and body panels.
- Improper use of high pressure cleaning
- Spillage of chemicals or solvents.
- Improper application or surface preparation.

Save the limited remedy stated above, and except where prohibited by law, Reflomax will not be liable for any loss or damage arising from any Reflomax product, whether direct, indirect, special, incidental or consequential damages(including but not limited to lost profits, busienss or revenue in any way), regardless of the legal theory asserted including warranty, contract, negligence or strict liability.

Warranty

REFLOMAX GLODIAN™ VC-E4(ECE-104) & VC-I9(AIS-090) series("Product") are warrnted to be free of defects in materials and workmanship at the time of shipment and to meet the specifications stated in this product data. If the Product is proven not to have met the Warranty on its shipment date, then a buyer's exclusive remedy, and Reflomax's sole obligation, at Reflomax's option, will be a refund or replacement of the Product.

User must determine the suitability of the product for its intended use before use, and user must assume all risks and responsibilities in this regard. All questions of warranty and liability claims relating to this product are subject to the terms of the business and sales where are applicable to the prevailing law.

No warranty is given for the purpose other than those listed in the Specifications Sheet, or for the purposes not handled in compli-ance with Reflomax's processing and handling instructions. The durability of the product may depend on many factors such as commended application guidelines, geographical areas, exposure conditions, and product maintenance and completion indicators. Reflomax is not responsible for defective product caused by improper surface treatment. For further information, please see the full warranty instrument available at www.reflomax.com.

GLODIAN™ is registered trademark of REFLOMAX CO., LTD.